


Annual Report

2022



CLEARVISION
HEALTH AND
WELLNESS

Contents

Project Purpose and Philosophy	3
Governing Body	3
Admissions	4
Discharges	4
Average Daily Census	5
Average Length of Stay.....	5
Patient Demographics	6
Age.....	6
Gender Identity	6
Race (as Self-Reported at Admission)	7
Primary Substance Class by Category	7
Facility Financial Performance	8
Facility Staffing Profile / Org Chart.....	9

Project Purpose and Philosophy

The purpose of the Facility is to deliver professional therapeutic services for substance abuse and mental health to adults in an inpatient, non-hospital facility. Our goal is to assist patients in living self-sufficiently in the community.

The Facility is designed to help each client recognize:

1. His/her individual bio/psycho/social profile including diagnoses, dependencies, strengths, and symptoms.
2. The need for life-long abstinence from substance abuse.
3. The need for life management including steps relevant to physical and mental health.
4. The importance of continued development of an ongoing recovery program. The Facility recognizes the vital importance of a comprehensive plan for recovery. The Facility will treat and/or refer clients with diagnosed problems and conditions to other services as appropriate to assure each client the best opportunity to thrive.
5. The Facility will cooperate and coordinate services with each client's case management and other service providers as applicable.

The philosophy of the Facility states that addiction and mental illness are interrelated human conditions with biological, psychological and social components from which one can recover with treatment, personal commitment and hard work. Even those who cannot fully recover, can learn to better manage their condition with assistance and support. While many experiences can be termed 'therapeutic,' treatment is a professionally applied practice using a consistent theoretical base and evidence-based methods.

A vital component of recovery is development of self-sufficiency. To this end, each client will be encouraged to participate fully in 12-step programs and/or alternative peer-support services, as well as, life-skills training and vocational activities in addition to 'traditional therapy' described above. The Facility believes these activities rehabilitates aspects of life harmed by substance abuse and mental illness.

Governing Body

ClearVision Health and Wellness, LLC is a Pennsylvania Limited Liability Company that currently operates a single licensed Drug and Alcohol Treatment Facility located at 489 W. Broad Street, Hazleton, PA 18201.

As disclosed to the Department of Drug and Alcohol Programs, the facility is owned by James Campanella, Jr.

Admissions

During the 2022 Calendar year, the facility admitted 164 patients.

January	27
February	38
March	17
April	15
May	11
June	6
July	10
August	7
September	11
October	7
November	9
December	6

Discharges

During the 2022 Calendar year, the facility discharged 174 patients.

Completed Treatment	92
AMA	39
Admin	29
Referred Out	7
Incarcerated	3
No reason	4

Average Daily Census

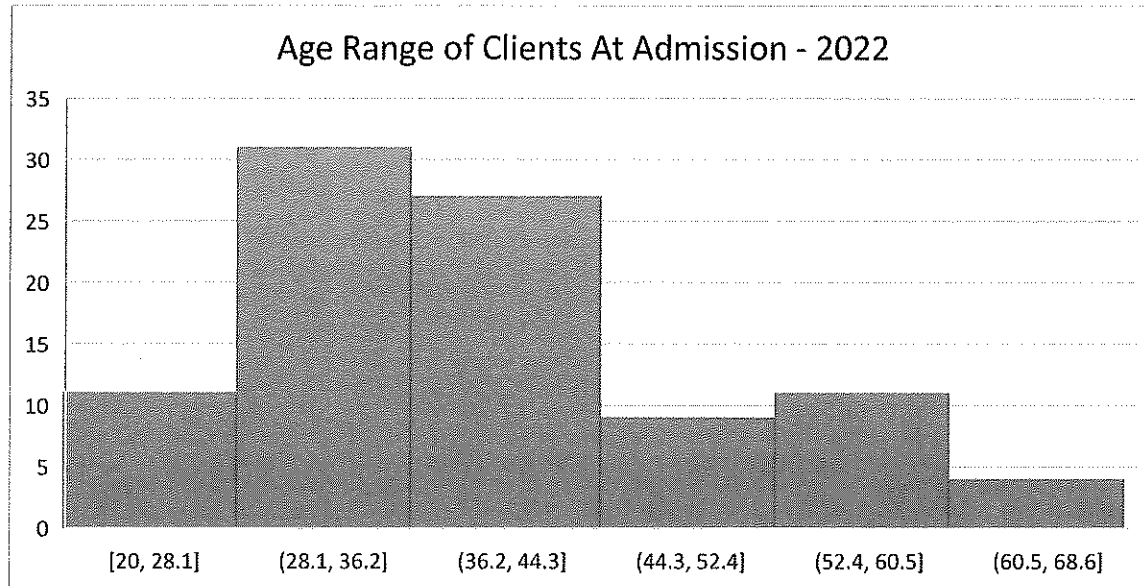
January	24
February	24
March	16
April	14
May	12
June	10
July	12
August	10
September	14
October	12
November	12
December	10

Average Length of Stay

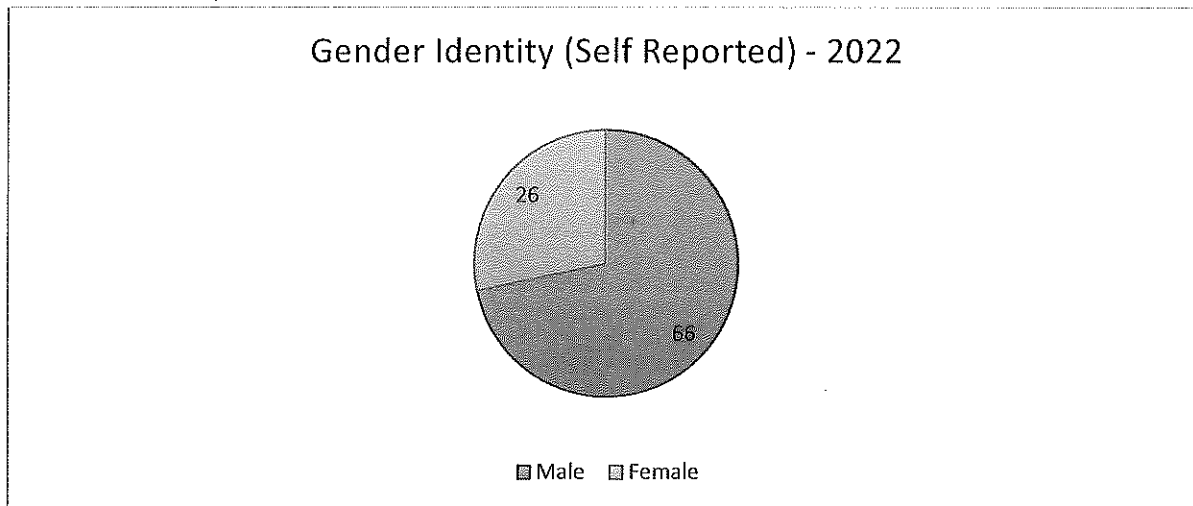
January	24
February	18
March	21
April	23
May	18
June	16
July	19
August	12
September	15
October	13
November	19
December	21

Patient Demographics

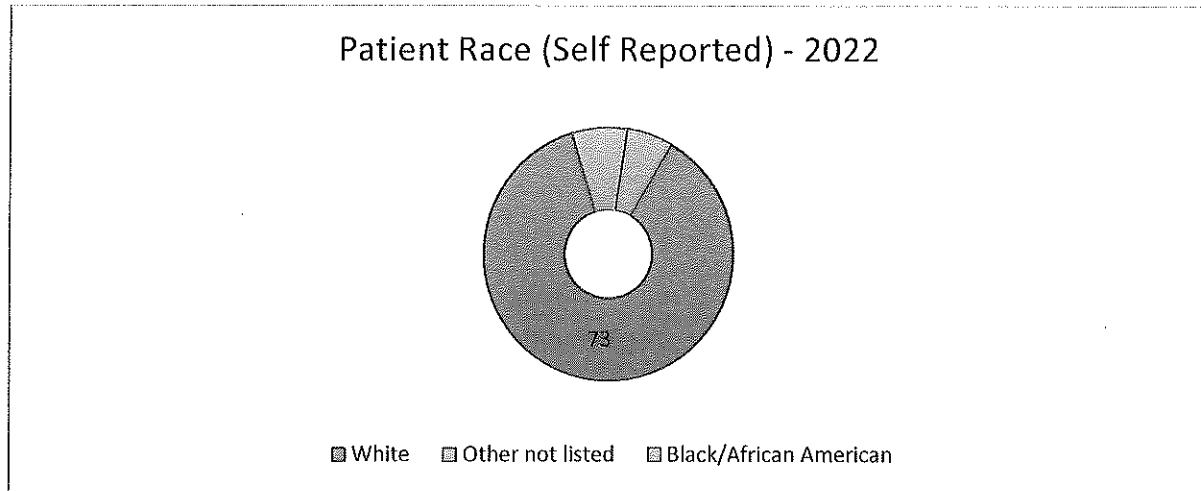
Age



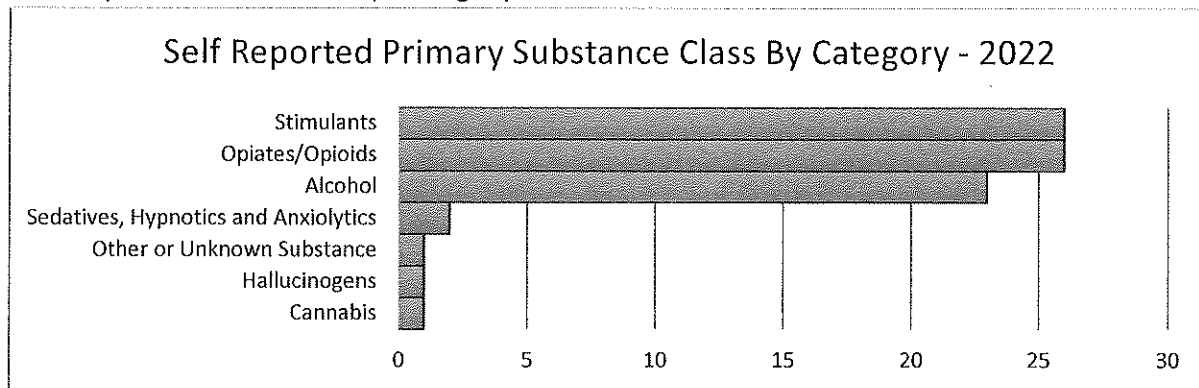
Gender Identity



Race (as Self-Reported at Admission)



Primary Substance Class by Category



Facility Financial Performance

Clearvision Health and Wellness LLC Profit & Loss

January through December 2022

Substantially All Disclosures Required by Generally Accepted Accounting Principles are not Included

	<u>Jan - Dec 22</u>
Ordinary Income/Expense	
Income	738,410.92
Gross Profit	<u>738,410.92</u>
Expense	
50000 • Program Services	215,993.51
61000 • Admin Expenses	
Payroll Expenses	800,993.41
61100 • Bank Charges & Fees	1,231.59
61300 • Computer Supplies & Software	16,337.26
61400 • EHR - EMR	13,670.00
61500 • Insurance	45,903.00
61600 • Interest Paid	2,761.13
61800 • Meals & Entertainment	1,750.97
61900 • Office Supplies	6,925.66
61930 • Professional Fees	
81931 - Accounting Fees	2,000.00
61932 • Legal Fees	5,013.00
61933 • Consulting Fees	136,323.82
61930 • Professional Fees - Other	<u>2,157.00</u>
Total 61930 • Professional Fees	<u>145,493.82</u>
Total 61000 • Admin Expenses	<u>1,035,066.84</u>
61200 • Benefits	53,361.59
62000 • Advertising & Marketing	17,351.98
63000 • Occupancy Expenses	130,127.66
63400 • Building Costs	92,900.09
64000 • Travel & Auto Expenses	<u>11,835.48</u>
Total Expense	<u>1,556,667.13</u>
Net Ordinary Income	<u>-818,256.21</u>
Net Income	<u><u>-818,256.21</u></u>

No Assurance Is Provided on This Financial Statement

Facility Staffing Profile / Org Chart

